

Severnjaško Pajduško

(Bulgaria)

Pajduško from Northern Bulgaria, known as the ethnographical region of Sever na Bulgaria or Severnjaško. Learned by Jaap Leegwater in the summer of 1983 from Ivan Donkov, choreographer and North Bulgarian dance specialist, Veliko Târnova, Bulgaria.

Pronunciation:

Music: Cassette "Folk Dances from Bulgaria" JL1992.02 Side A/5









Meter: 5/8   
1 2

Formation: Open or half circle. Hands joined in W-position.

Style: Severnjaški or North Bulgarian:
Light and jumpy
Good and energetic knee liftings

<u>Direction</u>	<u>Meas</u>	<u>Ct</u>	<u>Pattern</u>	<u>Arms</u>
			<u>Steps</u>	
			<u>Introduction</u> . None.	
			<u>PART 1</u>	
→	1	1	Hop on L ft, lifting R knee.	Fwd low
		2	Emphasized step on R ft sdwd R, wt on both ft.	Down
	2	1	Leap onto L ft next to R ft, lifting R ft off the floor.	Bkwd low
2		Step on R ft sdwd R, wt on both ft.	Down	
	3		Repeat meas 2.	
□	4	1	Step on L ft across in front of R ft.	Fwd low and down
		2	Step back on R ft in place.	Down
	5	1	Hop on R ft.	W-position
2		Step on L ft.		
	6	1	Step on R ft across in front of L ft.	
2		Step back on L ft in place, extending R ft fwd.		
	7	1	Shift wt to R ft in place, extending L ft fwd.	Fwd low
2		Shift wt to L ft in place extending R ft fwd.	Down	
	8		Repeat meas 7.	Bkwd low and down

Severnjaško Pajduško—continued

		<u>Steps</u>	<u>Arms</u>
		<u>PART 2</u>	
	1	1 Hop on L ft 2 Step on R ft.	W-position
	2	1 Hop on R ft. 2 Step on L ft.	
	3	1 Hop on L ft. 2 Step on R ft.	
	4	1 Leap onto L ft, turning R heel out and straighten fwd. 2 Step on R ft in front of L ft.	
	5-6	Repeat meas 4 twice.	
	7	1 Step on L ft across in front of R ft. 2 Step back on R ft in place.	
	8	1 Hop on R ft. 2 Step on L ft.	
	9	1 Step on R ft across in front of L ft. 2 Step back on L ft in place.	
	10	1 Hop on L ft. 2 Step on R ft.	
	11	1 Hop on R ft. 2 Step on L ft, extending R ft fwd along the floor.	
	12	1 Shift wt to R ft in place, extending L ft fwd. 2 Shift wt to L ft in place, extending R ft fwd.	
	13	Repeat meas 11.	
	14	1 Slide both ft in 4th open position, R ft across L ft. 2 Small jump on both ft apart in 2nd position.	
	15	1 Small jump on both ft together. 2 Small jump on both ft apart.	
	16	1 Small jump on both ft together. 2 Small jump (chug) on both ft together slightly fwd, bending both knees.	

The first dancer indicates the alternation of the two different patterns.

© 1992 by Jaap Leegwater
Presented by Jaap Leegwater